

UKULELE BASICS

Ukulele Tuesdays – Evergreen Library
November 9, 2021

1




2

PLAYING MUSIC IS MORE THAN JUST MEMORIZING A BUNCH OF CHORDS ON YOUR INSTRUMENT.

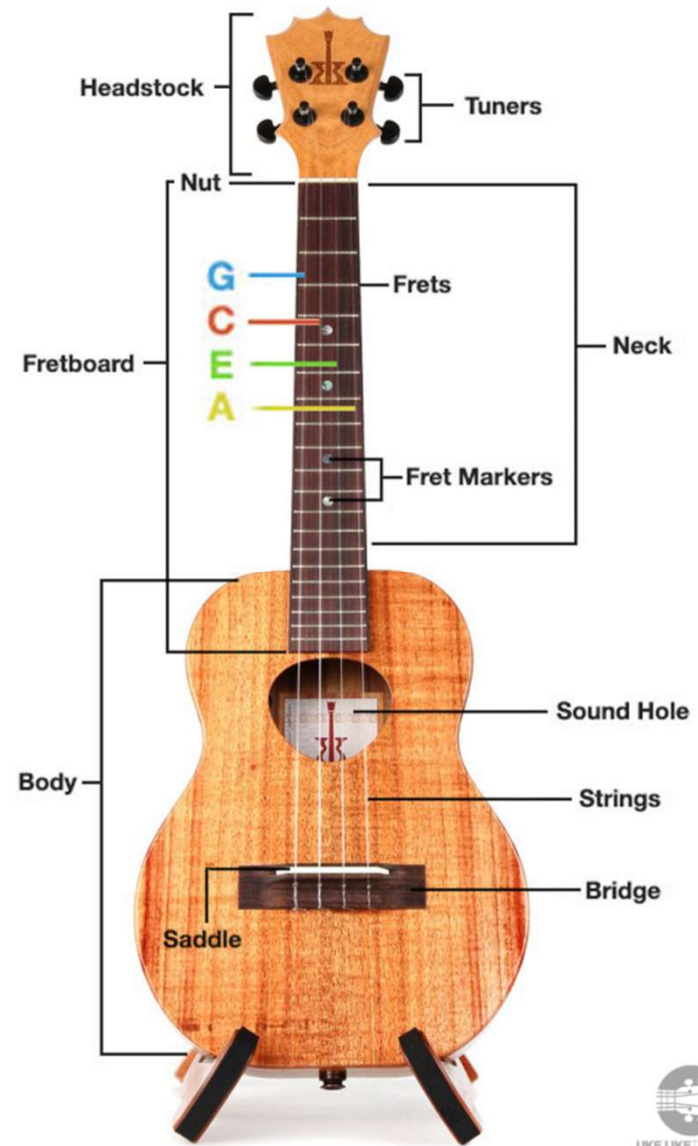
Besides, that's difficult. And takes a long time.

THE UKULELE

- Pronounced “ooo-koo-lay-lay”
- Developed in the 1880s by Portuguese immigrants living in Hawaii
- King Kalākaua (1836-1891) was a big fan of it and played himself
- Lore has it that the name is a loose translation of “jumping flea” or “my dog has fleas”
- Gained great popularity during the 50s due to the increased plastic manufacturing and the proliferation of Hawaiian culture through Hollywood
 - Tiny Tim
 - Elvis movies *Blue Hawaii* and *Paradise, Hawaii Style*
 - Surf culture



PARTS OF A UKULELE




SIZES

- **Soprano**
 - Smallest
 - Sometimes Pineapple shaped
- **Concert**
- **Tenor**
- **Baritone**
 - Largest
 - Usually tuned differently



STANDARD TUNING

- G – C – E – A
- George Clooney Eats Apples
- “Re-entrant” tuning

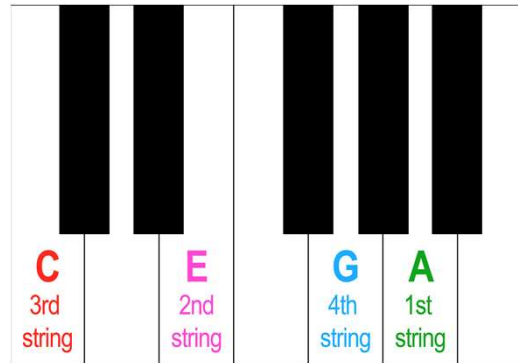


G C E A

String # 4 3 2 1

TUNE YOUR UKULELE

- G – C – E – A
- Tune every time
- Types of tuners
 - Clip-on tuner
 - App on your phone
 - Piano / Keyboard



(middle C)

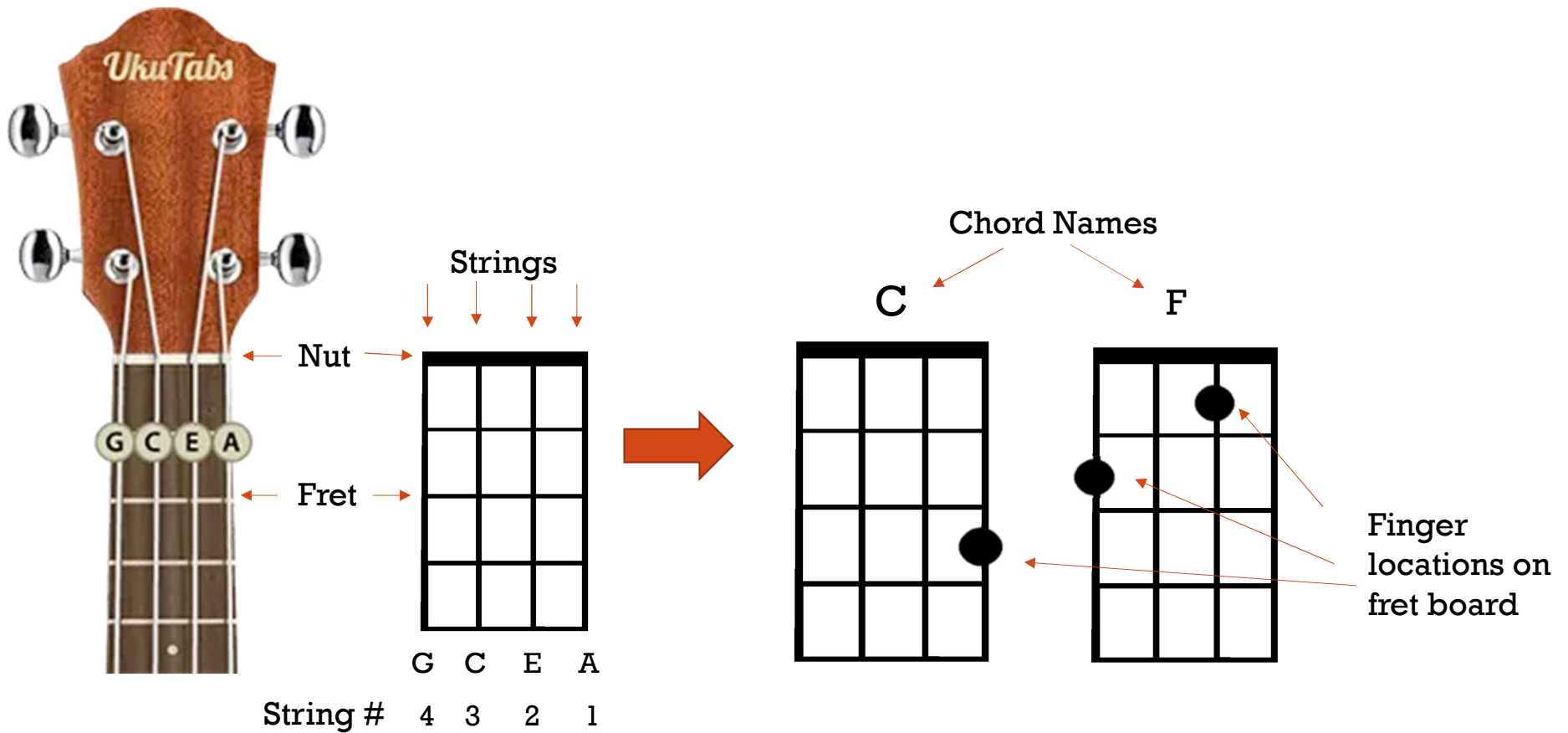


WHAT IS A CHORD?

- A chord is 3 or more notes played at the same time (or in rapid succession as in strumming a uke).
- The wavelengths of the pitches meld together (harmonize) to create the unique sound of the chord
- 3 main types of chords:
 - Major Chords - Happy, simple, cheerful, confident, bright, satisfying
 - Minor Chords - Sad, serious, dark, sullen, apprehensive, melancholy, depressed, mysterious
 - Seventh (7th) Chords - Jazzy, bluesy, romantic, serene, tranquil, exhilarant, strong, relentless, funky, soulful, moderate edginess
- All other chords can be generally classified as derivatives of these 3 types

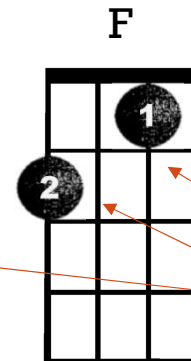

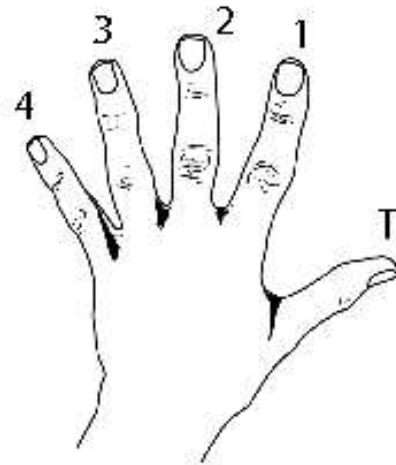


READING CHORD DIAGRAMS



READING CHORD DIAGRAMS

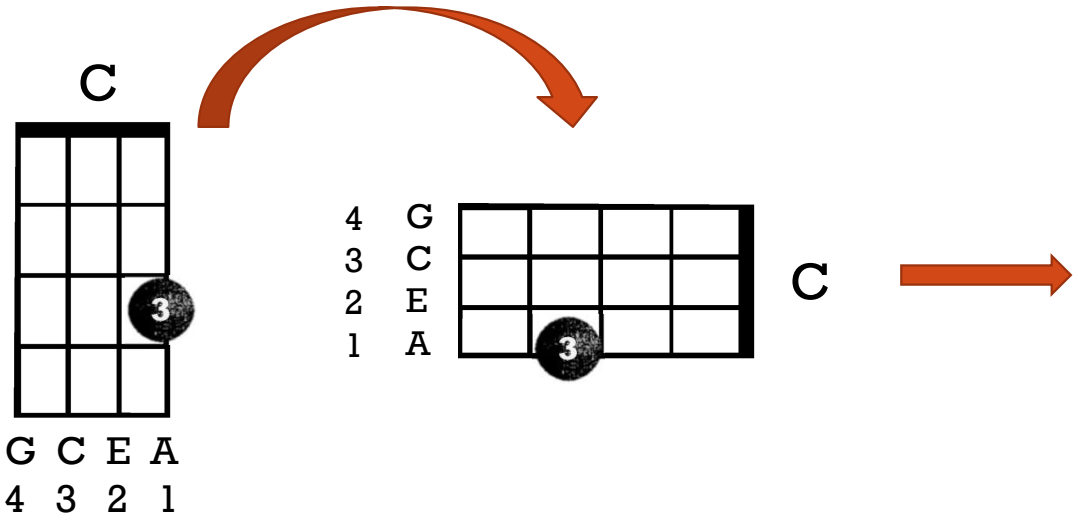
- ① → Pointer Finger
- ② → Middle Finger
- ③ → Ring Finger
- ④ → Pinky
- ① → Thumb
- → Unspecified finger



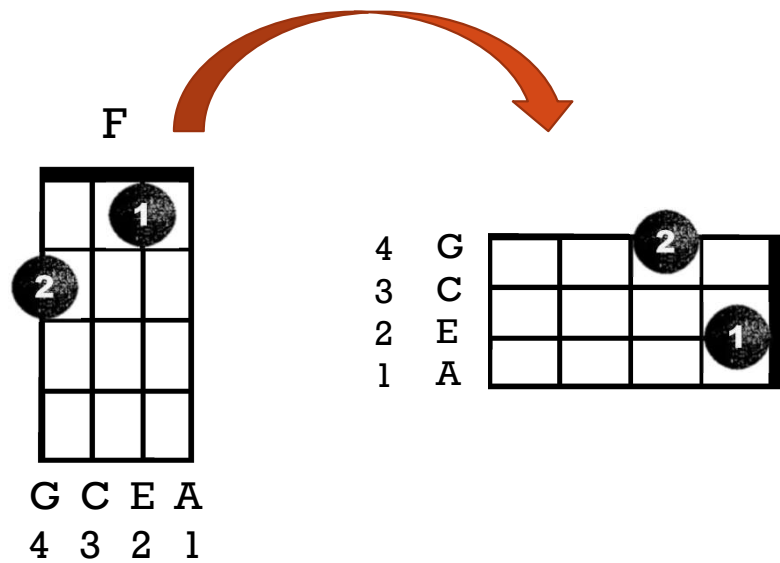
Use these fingers



C MAJOR CHORD



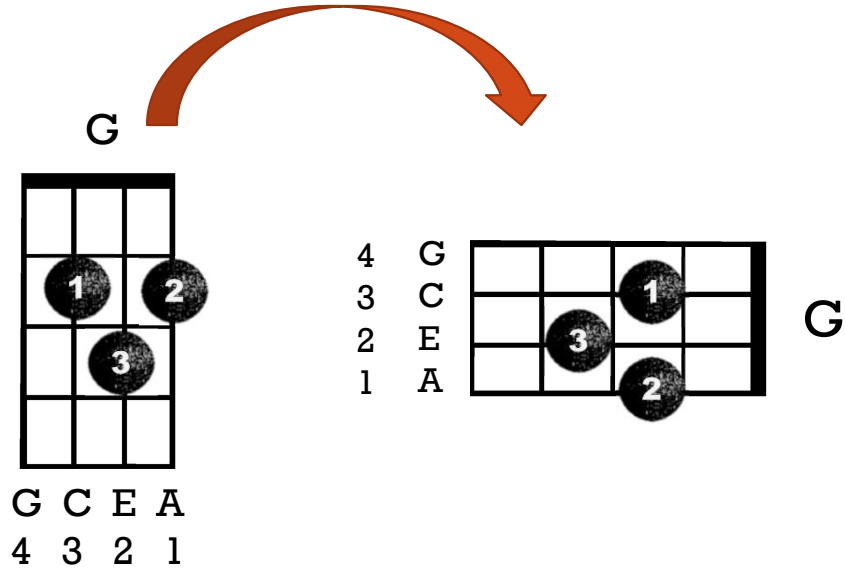
F MAJOR CHORD



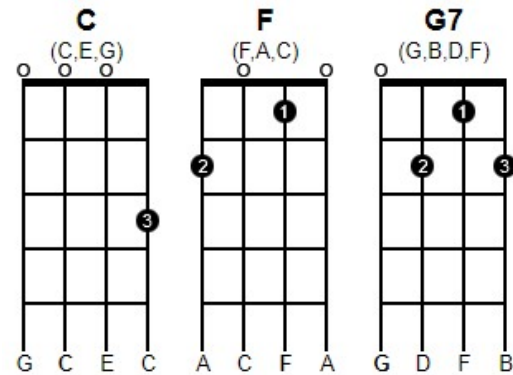
F



G MAJOR CHORD



SONG NOTATION



Chorus

C **F** **C**
 You are my sunshine, my only sun-shine
C **F** **C**
 You make me ha-ppy when skies are gray
C **F** **C**
 You'll never know dear, how much I love you
C **G7** **C**
 Please don't take my sunshine a-way

Chorus

[C] You are my sunshine, my only **[F]** sun- **[C]** shine
[C] You make me ha- **[F]** ppy when skies are **[C]** gray
[C] You'll never **[F]** know dear, how much I **[C]** love you
[C] Please don't take my **[G7]** sunshine a- **[C]** way



QUESTIONS?

