

THE INTERNET CHORD DATABASE

Ukulele Tuesdays – Evergreen Library

April 23, 2019

1



2

PLAYING MUSIC IS MORE THAN JUST MEMORIZING A BUNCH OF CHORDS ON YOUR INSTRUMENT.

That's difficult. And takes a long time.

THE INTERNET CHORD DATABASE

- A resource for players of Guitars, Banjos, Ukuleles, and other fretted instruments.
- I built it so my wife and I could play songs together
- <https://www.InternetChordDatabase.com>

OVERVIEW

Chord Charts

- View our standard chord charts
- Build and view your own custom charts with only the chords you want

Instrument Tunings

- View information on dozens of tunings for Guitars, Banjos, Ukuleles, and others
- Add your own custom tuning to the database to:
 - Generate a chord chart for it
 - Print custom charts and share them!
 - Or send your friends a Link to your tuning

Songs

- View our songs with chord charts for any instrument
- Add your song to the database to:
 - View it on any instrument
 - Transpose it to any key
 - Print it and share it!
 - Or send your friends a Link to your song

CHORD CHARTS

- **Supports:** **Ukulele** - 7 tunings / 3,200+ chords
Guitar - 2 tunings / 3,100+ chords
5-String Banjo - 6 tunings / 2,900+ chords
Plectrum (4-String) Banjo - 3 tunings / 1,600+ chords
Tenor (4-String) Banjo - 2 tunings / 1,000+ chords
Mandolin - 1 tunings / 1,000+ chords
Indonesian Cak - 1 tunings / 0+ chords
Indonesian Cuk - 1 tunings / 0+ chords
Concert and Alpine Zithers - 2 tunings / 0+ chords
Appalachian Dulcimer - 3 tunings / 0+ chords
- You can build your own custom Chord Chart for any Tuning
- You can view multiple fingerings for the same Chord
- You can view multiple fingerings for the same Chord *on different instruments*
- There is a Fretboard reference sheet for each Tuning
- <https://www.InternetChordDatabase.com/ChordCharts>

Chord Chart for Ukulele - Standard / C Tuning [G,C,E,A]

[▼ Show display options ▼](#)
[Printable Version](#)

A^b (A ^b , C, E ^b) 	A (A, C [#] , E) 	B^b (B ^b , D, F) 	B (B, D [#] , F [#]) 	C (C, E, G) 	D^b (D ^b , F, A ^b) 	D (D, F [#] , A) 	E^b (E ^b , G, B ^b) 	E (E, G [#] , B) 	F (F, A, C) 	G^b (G ^b , B ^b , D ^b) 	G (G, B, D)
A^bm (A ^b , C ^b , E ^b) 	Am (A, C, E) 	B^bm (B ^b , D ^b , F) 	Bm (B, D, F [#]) 	Cm (C, E ^b , G) 	D^bm (D ^b , F ^b , A ^b) 	Dm (D, F, A) 	E^bm (E ^b , G ^b , B ^b) 	Em (E, G, B) 	Fm (F, A ^b , C) 	G^bm (G ^b , B ^b , D ^b) 	Gm (G, B ^b , D)
A^b° (A ^b , C ^b , E ^b) 	A° (A, C, E) 	B^b° (B ^b , D ^b , F) 	B° (B, D, F) 	C° (C, E ^b , G) 	D^b° (D ^b , F ^b , A ^b) 	D° (D, F, A) 	E^b° (E ^b , G ^b , B ^b) 	E° (E, G, B) 	F° (F, A ^b , C) 	G^b° (G ^b , B ^b , D ^b) 	G° (G, B ^b , D)
A^b+ (A ^b , C, E) 	A+ (A, C [#] , E [#]) 	B^b+ (B ^b , D, F [#]) 	B+ (B, D [#] , F [#]) 	C+ (C, E, G [#]) 	D^b+ (D ^b , F, A) 	D+ (D, F [#] , A [#]) 	E^b+ (E ^b , G, B) 	E+ (E, G [#] , B [#]) 	F+ (F, A, C [#]) 	G^b+ (G ^b , B ^b , D) 	G+ (G, B, D [#])
A^bsus4 (A ^b , D ^b , E ^b) 	A^bsus4 (A, D, E) 	B^bsus4 (B ^b , E ^b , F) 	Bsus4 (B, E, F [#]) 	Csus4 (C, F, G) 	D^bsus4 (D ^b , G ^b , A) 	Dsus4 (D, G, A) 	E^bsus4 (E ^b , A ^b , B ^b) 	Esus4 (E, A, B) 	Fsus4 (F, B ^b , C) 	G^bsus4 (G ^b , C ^b , D ^b) 	Gsus4 (G, C, D)
A^b5 (A ^b , E ^b) 	A5 (A, E) 	B^b5 (B ^b , F) 	B5 (B, F [#]) 	C5 (C, G) 	D^b5 (D ^b , A ^b) 	D5 (D, A) 	E^b5 (E ^b , B ^b) 	E5 (E, B) 	F5 (F, C) 	G^b5 (G ^b , D ^b) 	G5 (G, D)

CHORD CHART OPTIONS

Root Pitches

Toggle

- G# / Ab
- A
- A# / Bb
- B
- C
- C# / Db
- D
- D# / Eb
- E
- F
- F# / Gb
- G

Chord Types

Basic

Toggle

- Major
- Minor (m)
- Diminished (dim)
- Augmented (aug)
- Suspended 4th (sus4)
- Fifth (Power Chord) (5)
- Major 6th (6)
- Minor 6th (m6)
- Diminished 7th (dim7)
- Major 7th (maj7)
- Dominant 7th (7)
- Minor 7th (m7)
- Dominant 9th (9)

Intermediate

Toggle

- Suspended 2nd (sus2)
- Minor, Major 7th (m(maj7))
- Minor 7th, Flat 5th (m7-flat5)
- Dominant 7th, Flat 5th (7(-flat5))
- Augmented 7th (aug7)
- Dominant 7th, Sharp 9th (7(add-sharp9))
- 7th, Suspended 4th (7sus4)
- Major 9th (maj9)
- Dominant Minor 9th (7(add-flat9))
- Minor 9th (m9)
- Added 9th ((add9))
- Minor, Added 9th (m(add9))
- Dominant 11th (11)
- Minor 11th (m11)
- Dominant 13th (13)

Advanced

Toggle

- Flat 5th ((-flat5))
- Major 6th, Added 9th (6(add9))
- Minor 6th, Added 9th (m6(add9))
- Major 7th, Flat 5th (maj7(-flat5))
- Augmented 7th, Flat 9th (aug7(-flat9))
- Major 7th, Sharp 5th (maj7(-sharp5))
- Minor 9th, Major 7th (m9(maj7))
- 9th Augmented (aug9)
- 9th, Flat 5th (9(-flat5))
- 9th, Augmented 11th (aug9(-sharp11))
- 13th, Flat 9th (13(-flat9))
- 13th, Flat 9th, Flat 5th (13(-flat9,-flat5))
- Major 13th (maj13)



CHORD CHART OPTIONS

Other Options

Select how far up the neck you'd like to see chords.

Only show chords above this fret:

Version:

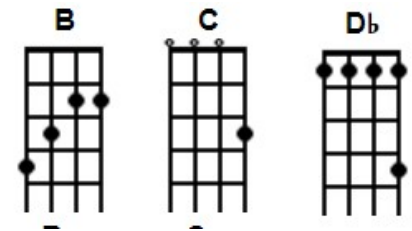
- Show smaller chart versions
- Show the notes played by each string (full sized charts only)
- Use English note names(ex. C, G, F)
- Use Solfège note names(ex. Do, Sol, Fa)
- Show Pitches across the top (Ab, A, Bb, B, C...)
- Show Chords across the top (Major, Minor, 7th...)

↑
Transposes the chart's rows and columns

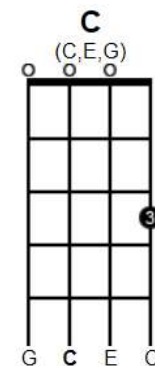
Toggles between English letters and Solfège symbols (used outside of the US)

Only shows chords further up the neck (beyond the selected fret)

Displays visually smaller charts



Displays notes for each string



MULTI-VERSION CHARTS

- Will display all of the fingering versions in the database for the selected Chords
- Great for when you're learning chords up the neck or when you just want different fingering options

Chord Chart for Ukulele - Standard / C Tuning [G,C,E,A]

The image displays nine chord charts for Ukulele in Standard / C Tuning [G,C,E,A]. The charts are arranged in a 3x3 grid, showing three different versions (v1, v2, v3) for three chords: C, F, and A.

- Row 1 (v1 shapes):**
 - C v1 (C,E,G):** Open strings G, C, E, C. Fingering: 5 on the A string.
 - F v1 (F,A,C):** Open strings A, C, F, A. Fingering: 1 on the C string, 2 on the A string.
 - A v1 (A♭,C♭,E♭):** Open strings A♭, E♭, A♭, C♭. Fingering: 1 on the C♭ string, 2 on the A♭ string, 5 on the E♭ string.
- Row 2 (v2 shapes):**
 - C v2 (C,E,G):** Open strings C, E, G, C. Fingering: 1 on the G string, 1 on the E string, 2 on the C string, 3 on the C string.
 - F v2 (F,A,C):** Open strings C, F, A, C. Fingering: 1 on the C string, 2 on the F string, 3 on the A string, 4 on the C string.
 - G v2 (G,B,D):** 5fr >. Open strings D, G, B, D. Fingering: 1 on the D string, 2 on the G string, 3 on the B string, 4 on the D string.
- Row 3 (v3 shapes):**
 - C v3 (C,E,G):** 7fr >. Open strings E, G, C, E. Fingering: 1 on the G string, 1 on the E string, 1 on the C string, 2 on the C string, 3 on the E string.
 - F v3 (F,A,C):** 8fr >. Open strings F, A, C, F. Fingering: 1 on the C string, 1 on the A string, 1 on the F string, 2 on the C string, 3 on the F string.
 - G v3 (G,B,D):** 10fr >. Open strings G, B, D, G. Fingering: 1 on the D string, 1 on the B string, 1 on the G string, 2 on the G string, 3 on the B string.

Red arrows on the right side of the grid point to the v1, v2, and v3 shapes for each chord.

MULTI-INSTRUMENT CHARTS

- Select up to 4 Instrument / Tunings

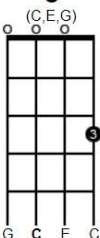
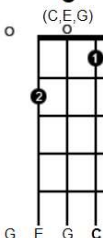
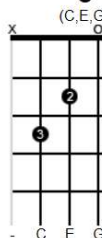
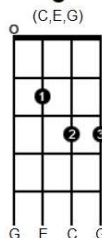
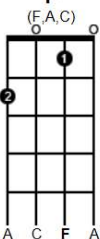
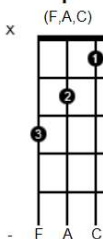
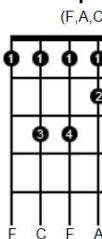
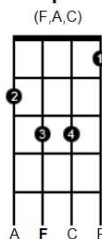
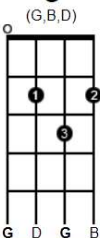

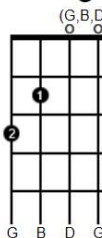
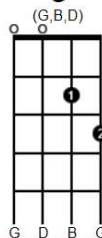
Select Instrument / Tunings:

- Ukulele - Standard / C Tuning [G,C,E,A]
- 5-String Banjo - Open G Tuning [G,D,G,B,D]
- Guitar - Standard Tuning [E,A,D,G,B,E]
- Mandolin - Standard Tuning [GG,DD,AA,EE]

- It will display the selected chord fingerings for each one

- Great if you know one instrument and are learning another

- <https://www.internetchorddatabase.com/ChordCharts/MultiInstrument.aspx>

Ukulele Standard / C Tuning [G,C,E,A]	5-String Banjo Open G Tuning [G,D,G,B,D]	Guitar Standard Tuning [E,A,D,G,B,E]	Mandolin Standard Tuning [GG,DD,AA,EE]
<p>C (C,E,G)</p>  <p>G C E A</p>	<p>C (C,E,G)</p>  <p>G E G C E</p>	<p>C (C,E,G)</p>  <p>- C E G C E</p>	<p>C (C,E,G)</p>  <p>G E C G</p>
<p>F (F,A,C)</p>  <p>A C F A</p>	<p>F (F,A,C)</p>  <p>- F A C F</p>	<p>F (F,A,C)</p>  <p>F C F A C F</p>	<p>F (F,A,C)</p>  <p>A F C F</p>
<p>G (G,B,D)</p>  <p>G D G B</p>	<p>G (G,B,D)</p>  <p>G D G B D</p>	<p>G (G,B,D)</p>  <p>G B D G B G</p>	<p>G (G,B,D)</p>  <p>G D B G</p>

SONGS

- Currently 170+ songs (mainly for beta testing)
- <https://www.internetchorddatabase.com/Songs>
- Songs display (if available in database):
 - Artist
 - Genre
 - Suggested Tempo
 - Suggested Strum Pattern
 - Roman Numerals (for those who know Nashville Numbering)

Kookaburra (in the Old Gum Tree) (C Major)

Artist: Marion Sinclair Genre: Australia Tempo: 4/4 Roman Numerals: I,IV Instrument: Ukulele - Standard / C Tuning [G,C,E,A]

SONG DISPLAY OPTIONS

This tells ICDb which chord shapes to use. Generally, uke players will want to see chords using “C Shapes” meaning shapes C, F and G.

Chord Shape Key

- A \flat Major
- A Major
- B \flat Major
- B Major
- C \flat Major
- C Major *
- C \sharp Major
- D \flat Major
- D Major
- E \flat Major
- E Major
- F Major
- F \sharp Major
- G \flat Major
- G Major

* Standard Key


Sung Key

- A \flat Major - capo fr. 8 (+4 steps)
- A Major - capo fr. 9 (+3 steps)
- B \flat Major - capo fr. 10 (+2 steps)
- B Major - capo fr. 11 (+1 steps)
- C \flat Major - capo fr. 11 (+1 steps)
- C Major * - No capo
- C \sharp Major - capo fr. 1 (-1 steps)
- D \flat Major - capo fr. 1 (-1 steps)
- D Major - capo fr. 2 (-2 steps)
- E \flat Major - capo fr. 3 (-3 steps)
- E Major - capo fr. 4 (-4 steps)
- F Major - capo fr. 5 (-5 steps)
- F \sharp Major - capo fr. 6 (-6 steps)
- G \flat Major - capo fr. 6 (-6 steps)
- G Major - capo fr. 7 (+5 steps)

This tells ICDb which key you'd like the song to be sung in (based on your voice). It uses a capo to modulate keys in order to keep the Chord Shapes what you want.

OTHER OPTIONS

Allows you to dictate where chord notations are to be displayed with respect to the lyrics.

- Show lyrics with the chords above the lyrics (ex. **G** Happy birthday to you **D**)

- Show lyrics with the chords above the lyrics as little chord charts (ex. Happy birthday to you)
- Show lyrics with the chords in-line with the lyrics (ex. **[G]**Happy Birthday to **[D]**You)
- Show only the lyrics with no chords (ex. Happy Birthday to You)
- Don't show the lyrics at all

Only shows chords further up the neck (beyond the selected fret)

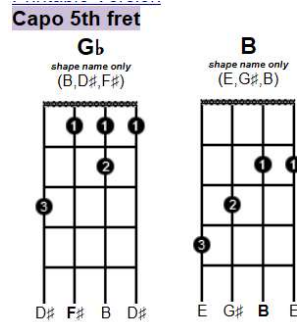
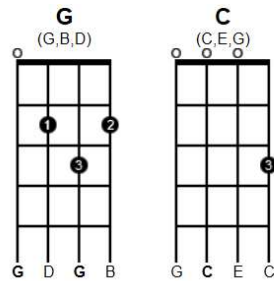
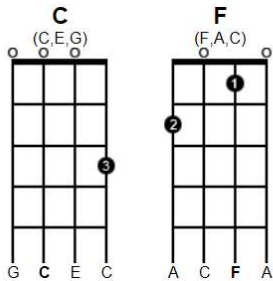
Select how far up the neck you'd like to see chords.
Choose a fret below and only chords with fingerings at or above that fret will be displayed
Only show chords above this fret:

Allows you to dictate where the fingering charts are to be displayed with respect to the lyrics (or none at all)

- Show chord charts at the top of the song
- Show the relevant chord charts above each section
- Show the relevant chord charts next to each section
- Don't show any chord charts at all

Shows chord notation in English letters, Solfege symbols (used outside of the US), or Nashville Numbering

- Use English note names (ex. **[C]**, **[D]**, **[G]**)
- Use Solfège note names (ex. **[Do]**, **[Re]**, **[Sol]**)
- Show chord as Roman Numerals (ex. **[I]**, **[III]**, **[V]**)



Intro
[C][F][C]

Verse 1
[C]Kookaburra [F]sits in the [C]old gum tree
[C]Merry, merry [F]king of the [C]bush is he
[F]Laugh, kookaburra, [C]laugh kookaburra
[C]Gay your [F]life must [C]be

Verse 2
[C]Kookaburra [F]sits in the [C]old gum tree
[C]Eating all the [F]gum drops [C]he can see
[F]Stop, kookaburra! [C]Stop, kookaburra!
[C]Leave some [F]there for [C]me

Verse 3
[C]Kookaburra [F]sits in the [C]old gum tree
[C]Counting all the [F]monkeys [C]he can see
[F]Stop, kookaburra! [C]Stop, kookaburra!
[C]That's not a [F]monkey that's [C]me

Intro
[G][C][G]

Verse 1
[G]Kookaburra [C]sits in the [G]old gum tree
[G]Merry, merry [C]king of the [G]bush is he
[C]Laugh, kookaburra, [G]laugh kookaburra
[G]Gay your [C]life must [G]be

Verse 2
[G]Kookaburra [C]sits in the [G]old gum tree
[G]Eating all the [C]gum drops [G]he can see
[C]Stop, kookaburra! [G]Stop, kookaburra!
[G]Leave some [C]there for [G]me

Verse 3
[G]Kookaburra [C]sits in the [G]old gum tree
[G]Counting all the [C]monkeys [G]he can see
[C]Stop, kookaburra! [G]Stop, kookaburra!
[G]That's not a [C]monkey that's [G]me

Intro
[F#][B][F#]

Verse 1
[F#]Kookaburra [B]sits in the [F#]old gum tree
[F#]Merry, merry [B]king of the [F#]bush is he
[B]Laugh, kookaburra, [F#]laugh kookaburra
[F#]Gay your [B]life must [F#]be

Verse 2
[F#]Kookaburra [B]sits in the [F#]old gum tree
[F#]Eating all the [B]gum drops [F#]he can see
[B]Stop, kookaburra! [F#]Stop, kookaburra!
[F#]Leave some [B]there for [F#]me

Verse 3
[F#]Kookaburra [B]sits in the [F#]old gum tree
[F#]Counting all the [B]monkeys [F#]he can see
[B]Stop, kookaburra! [F#]Stop, kookaburra!
[F#]That's not a [B]monkey that's [F#]me

Intro
IIVI

Verse 1
I IV I
Kookaburra sits in the old gum tree
I IV I
Merry, merry king of the bush is he
IV I
Laugh, kookaburra, laugh kookaburra
I IV I
Gay your life must be

Verse 2

I IV I
Kookaburra sits in the old gum tree
I IV I
Eating all the gum drops he can see
IV I
Stop, kookaburra! Stop, kookaburra!
I IV I
Leave some there for me

Verse 3

I IV I
Kookaburra sits in the old gum tree
I IV I
Counting all the monkeys he can see
IV I
Stop, kookaburra! Stop, kookaburra!
I IV I
That's not a monkey that's me

C Major

G Major

G-flat Major shapes,
but sung in B Major

Using Nashville Numbering
(key agnostic)

Intro
CFC

Verse 1

C F C
Kookaburra sits in the old gum tree
C F C
Merry, merry king of the bush is he
F C
Laugh, kookaburra, laugh kookaburra
C F C
Gay your life must be

Verse 2

C F C
Kookaburra sits in the old gum tree
C F C
Eating all the gum drops he can see
F C
Stop, kookaburra! Stop, kookaburra!
C F C
Leave some there for me

Verse 3

C F C
Kookaburra sits in the old gum tree
C F C
Counting all the monkeys he can see
F C
Stop, kookaburra! Stop, kookaburra!
C F C
That's not a monkey that's me

Showing the chord shapes next to each section

Intro

Showing the chord shapes above each lyric

Verse 1

C F C
Kookaburra sits in the old gum tree
C F C
Merry, merry king of the bush is he
F C
Laugh, kookaburra, laugh kookaburra
C F C
Gay your life must be

Verse 2

C F C
Kookaburra sits in the old gum tree
C F C
Eating all the gum drops he can see
F C
Stop, kookaburra! Stop, kookaburra!
C F C
Leave some there for me

Verse 3

C F C
Kookaburra sits in the old gum tree
C F C
That's not a monkey that's me

Showing only the lyrics

Intro

Verse 1
Kookaburra sits in the old gum tree
Merry, merry king of the bush is he
Laugh, kookaburra, laugh kookaburra
Gay your life must be

Verse 2
Kookaburra sits in the old gum tree
Eating all the gum drops he can see
Stop, kookaburra! Stop, kookaburra!
Leave some there for me

Verse 3
Kookaburra sits in the old gum tree
Counting all the monkeys he can see
Stop, kookaburra! Stop, kookaburra!
That's not a monkey that's me

SET LISTS

- Users can create their own set lists (like we use here)
- You can add songs to the set list and order them
- Edit each song's Arrangement independently
 - Each song can have a different instrument
 - Each song can have its own Chord Shape Key and Sung Key
 - Set display options (notation options, show/hide fingerings, etc...)
- <https://www.internetchorddatabase.com/SetLists>

REFERENCE DATA

- Chords
 - Notation
 - Intervals
 - Timbre
- Intervals
 - Notation
 - Semitones
 - Cents
- Scales
 - Major and all 3 Minors
 - Key Signature
 - Scale Notes by diatonic function
- Pitches
 - Tempered Hertz (assuming A4=440)
 - Enharmonic pitch names
 - Solfege equivalents

<https://www.internetchorddatabase.com/Reference.aspx>



QUESTIONS?

