

# ADDING SONGS TO ICDB

Ukulele Tuesdays – Evergreen Library

October 25, 2022

1



2

# PLAYING MUSIC IS MORE THAN JUST MEMORIZING A BUNCH OF CHORDS ON YOUR INSTRUMENT.

That's difficult. And takes a long time.

# THE INTERNET CHORD DATABASE

- A resource for players of Guitars, Banjos, Ukuleles, and other fretted instruments.
- I built it so my wife and I could play songs together
- <https://www.InternetChordDatabase.com>

# OVERVIEW

## Chord Charts

- View our standard chord charts
- Build and view your own custom charts with only the chords you want

## Instrument Tunings

- View information on dozens of tunings for Guitars, Banjos, Ukuleles, and others
- Add your own custom tuning to the database to:
  - Generate a chord chart for it
  - Print custom charts and share them!
  - Or send your friends a Link to your tuning

## Songs

- View our songs with chord charts for any instrument
- Add your song to the database to:
  - View it on any instrument
  - Transpose it to any key
  - Print it and share it!
  - Or send your friends a Link to your song

# CREATE AN ACCOUNT

- <https://www.internetchorddatabase.com/Login.aspx>

Home Songs Set Lists Chord Charts Reference Education Help Contact **Login**


## Login

**Existing users:**  
Email address   
Password   
 Keep me logged in

[Forgot your password?](#)

**Register as a new user:**  
Public user name   
Email address   
Password   
Confirm Password

Passwords must be at least 6 charaters long.  
Passwords must contain at least 1 letter.  
Passwords must contain at least 1 number.  
Passwords cannot contain whitespace.

I'm not a robot   
[Privacy - Terms](#)

# MY SONGS

- <https://www.internetchorddatabase.com/Maint/Default.aspx?vm=sng>

<a href="#">Home</a>	<a href="#">Songs</a>	<a href="#">Set Lists</a>	<a href="#">Chord Charts</a>	<a href="#">Reference</a>	<a href="#">Education</a>	<a href="#">Help</a>	<a href="#">Contact</a>	<a href="#">My Dashboard</a>				
<b>My Songs</b>												
<a href="#">Create New Song</a> / <a href="#">Create new Version of a Song</a>												
Name ▼ ▲	Version	Artist ▼ ▲	Key	Capo	Chords	Set Lists	Genre ▼ ▲	Visibility	Added ▼ ▲	Updated ▼ ▲	User ▼ ▲	Actions
<a href="#">Two of Us</a>	v1	<a href="#">Beatles, The</a>	G Major	10	0	0	Rock & Roll	Public	7/4/2020	7/4/2020	ClimberStephen	<a href="#">Edit Song</a> <a href="#">Arrangement Actions</a> <a href="#">Edit</a> <a href="#">Copy</a> <a href="#">Add New</a>
<a href="#">I Will</a>	v1	<a href="#">Beatles, The</a>	F Major	5	17	1	Rock & Roll	Public	7/4/2020	7/4/2020	ClimberStephen	<a href="#">Edit Song</a> <a href="#">Arrangement Actions</a> <a href="#">Edit</a> <a href="#">Copy</a> <a href="#">Add New</a>
<a href="#">Don't You Forget About Me</a>	v1	<a href="#">Simple Minds</a>	C Major	0	0	0	Pop	Private	7/3/2020	7/3/2020	ClimberStephen	<a href="#">Edit Song</a> <a href="#">Arrangement Actions</a> <a href="#">Edit</a> <a href="#">Copy</a> <a href="#">Add New</a>
<a href="#">Jump in</a>	v1	<a href="#">Harry</a>	F	5	0	0	Calypso	Public	7/3/2020	7/3/2020	ClimberStephen	<a href="#">Edit Song</a>

# SONG PROPERTIES

- The Song's name (required)
- The Artist (required)
- The song's genera
- Whether or not the song is visible to the public or private. You can keep them hidden until you have it done. They are listed in your My Songs page in *Italic*.
- The user who added the song
- All other properties (key, version, etc..) are stored for a song's arrangement(s)

My Songs

Create New Song / Create New Version of a Song

Name ▼▲	Version	Artist ▼▲	Key	Capo	Chords	Set Lists	Genre ▼▲	Visibility	Added ▼▲	Updated ▼▲	User ▼▲	Actions
<i>Two of Us</i>	v1	<i>Beatles, The</i>	G Major		10	0	Rock & Roll	Public	7/4/2020	7/4/2020	ClimberStephen	<a href="#">Edit Song</a> <a href="#">Arrangement Actions</a> <a href="#">Edit</a> <a href="#">Copy</a> <a href="#">Add New</a>
<i>I Will</i>	v1	<i>Beatles, The</i>	F Major	5	17	1	Rock & Roll	Public	7/4/2020	7/4/2020	ClimberStephen	<a href="#">Edit Song</a> <a href="#">Arrangement Actions</a> <a href="#">Edit</a> <a href="#">Copy</a> <a href="#">Add New</a>
<i>Don't You Forget About Me</i>	v1	<i>Simple Minds</i>	C Major		0	0	Pop	Private	7/3/2020	7/3/2020	ClimberStephen	<a href="#">Edit Song</a> <a href="#">Arrangement Actions</a> <a href="#">Edit</a> <a href="#">Copy</a> <a href="#">Add New</a>

# SONG ARRANGEMENTS

- A Song can have multiple *Arrangements*
  - An Arrangement is a different version of a song. The first time a song is entered, the arrangement is version 1 (v1)
- For example:
  - Raindrops Keep Fallin' on my Head
    - Arrangement 1 (v1) - Simpler
    - Arrangement 2 (v2) – More complicated

Raindrops Keep Fallin' On My Head (v2)	v2	B.J. Thomas	C Major	12	3	Pop/Rock	Public	3/17/2020	3/18/2020	PollyEV	<a href="#">Add New</a> <a href="#">Edit Song</a> <a href="#">Arrangement Actions</a> <a href="#">Edit</a> <a href="#">Copy</a> <a href="#">Add New</a>
Raindrops Keep Fallin' On My Head (v1)	v1	B.J. Thomas	C Major	10	0	Pop/Rock	Public	3/17/2020	3/17/2020	PollyEV	<a href="#">Add New</a> <a href="#">Edit Song</a> <a href="#">Arrangement Actions</a> <a href="#">Edit</a> <a href="#">Copy</a> <a href="#">Add New</a>



# SONG ARRANGEMENT PROPERTIES

- The Key of the arrangement
- Whether or not a capo is used by default
- Lyrics and chord progression
- Any riffs
- Tempo information
- Strum pattern info
- Notes
- The version of the arrangement
- Whether or not the version is visible to the public or private


**My Songs**

Create New Song Create new Version Song

Name ▼▲	Version	Artist ▼▲	Key	Capo	Chords	Set Lists	Genre ▼▲	Visibility	Added ▼▲	Updated ▼▲	User ▼▲	Actions
<a href="#">Two of Us</a>	v1	<a href="#">Beatles, The</a>	G Major		10	0	Rock & Roll	Public	7/4/2020	7/4/2020	ClimberStephen	<a href="#">Edit Song</a> <a href="#">Arrangement Actions</a> <a href="#">Edit</a> <a href="#">Copy</a> <a href="#">Add New</a>
<a href="#">I Will</a>	v1	<a href="#">Beatles, The</a>	F Major	5	17	1	Rock & Roll	Public	7/4/2020	7/4/2020	ClimberStephen	<a href="#">Edit Song</a> <a href="#">Arrangement Actions</a> <a href="#">Edit</a> <a href="#">Copy</a> <a href="#">Add New</a>
<a href="#">Don't You Forget About Me</a>	v1	<a href="#">Simple Minds</a>	C Major		0	0	Pop	Private	7/3/2020	7/3/2020	ClimberStephen	<a href="#">Edit Song</a> <a href="#">Arrangement Actions</a> <a href="#">Edit</a> <a href="#">Copy</a> <a href="#">Add New</a>

# ADDING A NEW SONG

- In My Songs, click *Create New Song / Create new Version of a Song*



Home Songs Set Lists Chord Charts Reference Education

## My Songs

[Create New Song / Create new Version of a Song](#)

Name ▼▲	Version	Artist ▼▲	Key
<a href="#">Two of Us</a>	v1	<a href="#">Beatles, The</a>	G Major
<a href="#">I Will</a>	v1	<a href="#">Beatles, The</a>	F Major

- See if the song already exists.
  - If not, you'll want to add a new song to the database
  - If so, you'll only need to add a new arrangement. You can either add a new blank arrangement, or copy an existing one to modify.



### Search for Existing Song

Song Name:  Artist Name:

Name ▼▲	Artist ▼▲	Genre ▼▲	User ▼▲	Actions
<a href="#">Two of Us</a>	<a href="#">Beatles, The</a>	Rock & Roll	ClimberStephen	<a href="#">Edit Song</a> <a href="#">Add New</a> v1: <a href="#">Copy</a>

[Add brand new song to the database](#)

# ADDING A NEW SONG

- Enter the song's information
- Select the song's artist from the list. Or type a new one if it's not there.
  - ICDb will attempt to match what you type to an existing artist. Select the appropriate option when it prompts.
- Click Continue

Home Songs Set Lists Chord Charts Reference Education Help Cor

## New Song

Name:\*

Is Public:\*

Artist:  (new artist name)

Genre:

Regenerate the URL for all song versions (do this when you rename the song)?

[Exit w/o Saving](#)

## What does “Regenerate the URL...” mean?

The first time you save a song, it'll generate a human readable URL. For example:

[https://www.internetchorddatabase.com/Songs/Two\\_of\\_Us\\_by\\_Beatles\\_The\\_v1](https://www.internetchorddatabase.com/Songs/Two_of_Us_by_Beatles_The_v1)

When you change the name of the song, you might want ICDb to regenerate this recognizable URL to match the new name.

This checkbox will tell the ICDb to do that. It should only be used when you change the name of the song.

# ADDING/EDITING AN ARRANGEMENT

Home Songs Set Lists Chord Charts Reference Education Help Contact My Dashboard

## Edit Lyrics for *Two of Us (v1)* - (Formatting Help) (Riff Help)

Convert to ICDb Format **3** Riffs in ICDb Format: (riff formatting help)

Convert to Standard Format  
Restore Previous Copy  
Undo Conversion

Capo at this fret: **1.** No Capo **2.** Lyrics: (lyrics formatting help, lyrics converter)

**Chord Shape Key:**

- A Major  A Minor
- Ab Major  A# Minor
- B Major  Ab Minor
- Bb Major  B Minor
- C Major  Bb Minor
- C# Major  C Minor
- Cb Major  C# Minor
- D Major  D Minor
- Db Major  D# Minor
- E Major  E Minor
- Eb Major  Eb Minor
- F Major  F Minor
- F# Major  F# Minor
- G Major  G Minor
- Gb Major  G# Minor

~Intro Riff  
>1:7.2:-.3:-.4:-.5:16.6:-.7:-.8:-.9:7.10:-.11:-.12:-.13:16.14:-.15:-.16:-.17:-.18:-.1

[G]You and me Sunday driving, not arriving  
[C]On [Cmaj7]our [Am7]way back [G]home  
[D]We're on our [C]way [G]home  
[D]We're on our [C]way [G]home  
[C]We're going [G]home

~Interlude  
[G] [G] [G] [G]

~Verse 2  
[G]Two of us sending postcards  
[G]Writing letters [C]on [Cmaj7]my [Am7]wall  
[G]You and me burning matches, lifting latches  
[C]On [Cmaj7]our [Am7]way back [G]home  
[D]We're on our [C]way [G]home  
[D]We're on our [C]way [G]home  
[C]We're going [G]home

~Bridge  
[B-flat]You and I have [Dm]memories  
[Gm7]Longer than the ro-[Am]ad that stretches [Am7]out a-[D7]head

~Verse 3  
[G]Two of us wearing raincoats  
[G]Standing solo [C]in [Cmaj7]the [Am7]sun  
[G]You and me chasing paper, getting nowhere  
[C]On [Cmaj7]our [Am7]way back [G]home  
[D]We're on our [C]way [G]home

**Note: When Saved this will overwrite any sections and lyrics already in the database.**

Standard Format ICDb Format

Try Parse Try Parse View

Save **5.** Save Save & Exit

Save & Exit Save & Exit

Is this version Public?

Tempo:

Strum Pattern:

YouTube.com Url Id:

Notes: **4.**

Exit w/o Saving

1. Key and Capo Information
2. Lyrics and Chords
3. Riffs
4. Other Arrangement Information
5. Saving the Arrangement

# 1. KEY AND CAPO INFORMATION

Capo at this fret:  
No Capo ▾

Chord Shape Key:

<input type="radio"/> A Major	<input type="radio"/> A Minor
<input type="radio"/> A $\flat$ Major	<input type="radio"/> A $\sharp$ Minor
<input type="radio"/> B Major	<input type="radio"/> A $\flat$ Minor
<input type="radio"/> B $\flat$ Major	<input type="radio"/> B Minor
<input type="radio"/> C Major	<input type="radio"/> B $\flat$ Minor
<input type="radio"/> C $\sharp$ Major	<input type="radio"/> C Minor
<input type="radio"/> C $\flat$ Major	<input type="radio"/> C $\sharp$ Minor
<input type="radio"/> D Major	<input type="radio"/> D Minor
<input type="radio"/> D $\flat$ Major	<input type="radio"/> D $\sharp$ Minor
<input type="radio"/> E Major	<input type="radio"/> E Minor
<input type="radio"/> E $\flat$ Major	<input type="radio"/> E $\flat$ Minor
<input type="radio"/> F Major	<input type="radio"/> F Minor
<input type="radio"/> F $\sharp$ Major	<input type="radio"/> F $\sharp$ Minor
<input checked="" type="radio"/> G Major	<input type="radio"/> G Minor
<input type="radio"/> G $\flat$ Major	<input type="radio"/> G $\sharp$ Minor

- Often times you already know the key the arrangement is in
  - We use Key of C Major most of the time
- Most of the time no capo is used
- This is the default Key and capo position used when displaying the song.
- They are the base from which all transpositions occur in the Song Viewer

## 2. LYRICS AND CHORDS

- The ICDb accepts two formats for importing songs' chords and lyrics into the database
- <https://www.internetchorddatabase.com/Maint/LyricImportHelp.aspx>

### ICDb Format

Used specifically by ICDb with more powerful arrangement options

```
Lyrics: (lyrics formatting help, lyrics converter)
~Intro
[G]          [G]          [G]

~Verse 1
[G]Two of us riding nowhere
[G]Spending someone's [C]hard [G]earned [Am7]pay
[G]You and me Sunday driving, not arriving
[C]On [Cmaj7]our [Am7]way back [G]home
[D]We're on our [C]way [G]home
[D]We're on our [C]way [G]home
[C]We're going [G]home

~Interlude
[G]          [G]          [G]          [G]

~Verse 2
[G]Two of us sending postcards
[G]Writing letters [C]on [Cmaj7]my [Am7]wall
[G]You and me burning matches, lifting latches
[C]On [Cmaj7]our [Am7]way back [G]home
[D]We're on our [C]way [G]home
```

### Standard Format

Used by most other websites

```
Lyrics: (lyrics formatting help, lyrics converter)
[Intro]
G G G G

[Verse 1]
G
Two of us riding nowhere
G          C G      Am7
Spending someone's hard earned pay
G
You and me Sunday driving, not arriving
C Cmaj7 Am7 G
On our way back home
D          C G
We're on our way home
D          C G
We're on our way home
C G
We're going home

[Interlude]
G G G G
```

## 2. LYRICS IN STANDARD FORMAT

- This is the standard format used by most websites for displaying chorded song lyrics. However, it is verbose, limited and prone to mark-up errors.

```
[Verse 1]
G                               C
Dashing through the snow, in a one-horse open sleigh,
Am           D7           G
O'er the fields we go, laughing all the way.
G                               C
Bells on bob-tails ring, making spirits bright,
Am           D           D7           G           D7
What fun it is to ride and sing a sleighing song to-night. Oh!

[Chorus]
G                               C   G
Jingle bells, jingle bells, Jingle all the way!
C           G
O what fun it is to ride
A7           D7
In a one-horse open sleigh, hey!
G7
Jingle bells, jingle bells, Jingle all the way!
C           G
O what fun it is to ride
D7           G
In a one-horse open sleigh

(REPEAT CHORUS)
```

- **Song Sections** - Songs are broken into sections such as choruses and verses. Song sections are on their own line and enclosed in brackets: "[ ]".
  - Example: *[Verse 1]*  
*[Chorus]*
- **Chords** - Chords are notated on the line above the lyric line. Standard format does not support dictating which version of the chord you'd like such as ones up the neck variations. You can also add "slash chords" where the pitch after the slash indicates a chord inversion where the bass most pitch is not the root pitch of the chord.
  - Example: G for G Major  
Cm7 for C Minor 7th  
G7/F for G Dominant 7th with the F as the bass pitch
- **Key Changes** - Key changes can be indicated. All following lyrics and chords will be in the given key. If the line begins with "**KEY CHANGE:**" then ICDB considers all of the following lyrics and chords in the new key. Then use normal pitch notation. You can also switch scales by using the words "Major" or "Minor" (for Natural Minor). If no new scale is indicated, then the previous scale is assumed.
  - Example: *KEY CHANGE: Eb* for the same scale  
*KEY CHANGE: C# Major*  
*KEY CHANGE: A Minor*
- **Non-Lyric Directions** - Sometimes you want to add directions to the player such as slow-down or repeat the chorus. These directions are on their own line and contained in parentheses: "( )".
  - Example: *(Repeat Chorus)*  
*(Male voice here)*

## 2. LYRICS IN ICDB FORMAT

- This is a proprietary format developed specifically for ICDB that allows a rich design of a chorded song. It is tight, limits chord placement errors, and allows for clear directions and key changes.

```
~Verse 1
[G]Dashing through the snow, in a one-horse open [C]sleigh,
[Am]O'er the fields we [D7]go, laughing all the [G]way.
[G]Bells on bob-tails ring, making spirits [C]bright,
[tacet]What [Am]fun it is to [D]ride and sing a [D7]sleighing song to-
[G]night. [D7]Oh!

~Chorus
[G]Jingle bells, jingle bells, Jingle [C]all [G]the way!
[C]O what fun it [G]is to ride
[A7]In a one-horse open [D7]sleigh, hey!
[G7]Jingle bells, jingle bells, Jingle all the way!
[C]O what fun it [G]is to ride
[D7]In a one-horse open [G]sleigh
%REPEAT CHORUS
```

- **Non-Lyric Directions** - Sometimes you want to add directions to the player such as slow-down or repeat the chorus. If the first character of a line is "%" then ICDB treats it differently than normal lyrics.
  - Example: % Repeat Chorus  
% Male voice here

- **Song Sections** - Songs are broken into sections such as choruses and verses. If the first character of a line is "~" then that denotes a new song section.
  - Example: ~ Verse 1  
~ Chorus
- **Chords** - Chords are notated in brackets. The ICDB supports multiple versions of the same chord such as different fingerings or up the neck positions. You can notate which version by adding a ".v" to the end of the chord notation (note that C Major is not the same as the C5 power chord). Chords can be in line and are surrounded by "[" and "]". Adding a period ".v" in the chord followed by a number indicates you want to use a specific version of the chord
  - Example: [G] for G Major  
[Cm7] for C Minor 7th  
[Cm7.v2] for C Minor 7th, version 2  
[G7/F] for G Dominant 7th with the F as the bass pitch  
[G/B.v2] for G Major chord with B as the bass pitch, version 2
- **Key Changes** - Key changes can be indicated. All following lyrics and chords will be in the given key. If the first character of a line is "^" then ICDB considers all of the following lyrics and chords in the new key. Then use normal pitch notation. You can also switch scales by using the words "Major" or "Minor" (for Natural Minor). If no new scale is indicated, then the previous scale is assumed.
  - Example: ^ {E-flat} for the same scale  
^ {C# Major}  
^ {A Minor}



# 3. RIFFS

- Riffs must be entered using the ICDB proprietary format
- Use the Standard-to-ICDB Riff Converter:
  - <https://www.internetchorddatabase.com/RiffHelper.aspx>
- Riffs should have a Section Header (“~”) describing the riff
- The Song Viewer will parse this format and render an Instrument / Tuning / Song Key specific fingering accordingly

```
Riffs in ICDB Format: (riff formating help)
~Intro Riff
>1:7.2:-.3:-.4:-.5:16.6:-.7:-.8:-.9:7.10:-.11:-.12:-.13:16.14:-.15:-.16:-.17:-.18:-.1
```

# 4. OTHER ARRANGEMENT INFORMATION

- This information is only for the arrangement being edited.
- Whether or not the arrangement is visible publicly
- Tempo information (ex. Slowly, 80 bpm)
- Strum Pattern (ex. DuDu)
- Notes about the arrangement

Is this version Public?

Tempo:

Strum Pattern:

YouTube.com Url Id:

Notes:

# 5. SAVING THE ARRANGEMENT

- The “Try Parse” buttons will attempt to parse the Lyric text without saving it. This is a good way to determine if there are any errors in the formatting.
- The “Save” and “Save & Exit” buttons save the information to the database.
  - Note: when you save, any previous information for that arrangement will be overwritten.
- The “View” link will display the arrangement using the Song Viewer
  - You, as the editor, can view the arrangement this way even if it is not publicly visible

**Note: When Saved this will overwrite any sections and lyrics already in the database.**

Standard Format	ICDb Format	
<input type="button" value="Try Parse"/>	<input type="button" value="Try Parse"/>	
<input type="button" value="Save"/>	<input type="button" value="Save"/>	<a href="#">View</a>
<input type="button" value="Save &amp; Exit"/>	<input type="button" value="Save &amp; Exit"/>	

# EDITING A SONG

- Song Actions menu
  - **Edit Song** – This allows you to edit the song’s name, artist, and visibility. *Note: changes here will be reflected on all arrangements of that song.*
  - Arrangement Actions Menu:
    - **Edit** – This allows you to edit that row’s arrangement
    - **Copy** – This will create a new arrangement for that song, copying the arrangement of the current row
    - **Add New** – This will create a new, empty arrangement for that song

[Home](#) [Songs](#) [Set Lists](#) [Chord Charts](#) [Reference](#) [Education](#) [Help](#) [Contact](#) [My Dashboard](#)

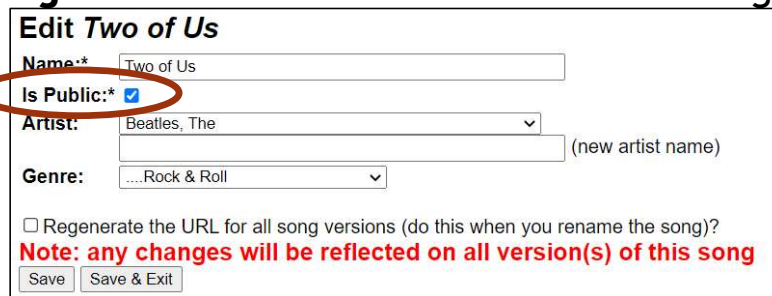
## My Songs

[Create New Song](#) / [Create new Version of a Song](#)

Name ▼▲	Version	Artist ▼▲	Key	Capo	Chords	Set Lists	Genre ▼▲	Visibility	Added ▼▲	Updated ▼▲	User ▼▲	Actions
Two of Us	v1	Beatles, The	G Major	10	0	0	Rock & Roll	Public	7/4/2020	7/4/2020	ClimberStephen	<a href="#">Edit Song</a> <a href="#">Arrangement Actions</a> <a href="#">Edit</a> <a href="#">Copy</a> <a href="#">Add New</a>
I Will	v1	Beatles, The	F Major	5	17	1	Rock & Roll	Public	7/4/2020	7/4/2020	ClimberStephen	<a href="#">Edit Song</a> <a href="#">Arrangement Actions</a> <a href="#">Edit</a> <a href="#">Copy</a>

# SONG VISIBILITY (PUBLIC OR PRIVATE)

- Public Visibility is set in two places
  - At the Song Level** – This is whether or not the song (and all arrangements) are visible



**Edit Two of Us**

Name\*:

**Is Public:**

Artist:  (new artist name)

Genre:

Regenerate the URL for all song versions (do this when you rename the song)?

**Note: any changes will be reflected on all version(s) of this song**

- At the Arrangement Level** – This is whether or not that specific arrangement is visible



**Note: When Saved this will overwrite any sections and lyrics already in the database.**

Standard Format  ICDB Format

[View](#)

**Is this version Public?**

Tempo:

Strum Pattern:

YouTube.com Url Id:

Notes:

- Both the Song *and* Arrangement must be set to visible for the public to see it

# LYRIC FORMATTING HELP

- <https://www.internetchorddatabase.com/Maint/LyricImportHelp.aspx>
- The ICDb accepts two formats for importing songs' chords and lyrics into the database
  - Standard Format – used by most other websites
  - ICDb Format – used specifically by ICDb with more powerful arrangement options

Home Songs Set Lists Chord Charts Reference Education Help Contact My Dashboard

## Song Chords/Lyrics Import Help

The ICDb accepts two formats for importing songs' chords and lyrics into the database. [Click here for the converter.](#)

### Standard Format

This is the standard format used by most websites for displaying chorded song lyrics. However, it is verbose, limited and prone to mark-up errors.

Example

```
[Verse 1]
G
Dashing through the snow, in a one-horse open sleigh,
Am D7 G
O'er the fields we go, laughing all the way.
G C
Bells on bob-tails ring, making spirits bright,
Am D D7 G D7
What fun it is to ride and sing a sleighing song to-night. Oh!

[Chorus]
G C G
Jingle bells, jingle bells, Jingle all the way!
```

### ICDb Format

This is a proprietary format developed specifically for ICDb that allows a rich design of a chorded song. It is tight, limits chord placement errors, and allows for clear directions and key changes.

Example

```
~Verse 1
[G]Dashing through the snow, in a one-horse open [C]sleigh,
[Am]O'er the fields we [D7]go, laughing all the [G]way.
[G]Bells on bob-tails ring, making spirits [C]bright,
[tacet]What [Am]fun it is to [D]ride and sing a [D7]sleighing song to-
[G]night. [D7]Oh!

~Chorus
[G]Jingle bells, jingle bells, Jingle [C]all [G]the way!
[C]O what fun it [G]is to ride
[A7]In a one-horse open [D7]sleigh, hey!
[G7]Jingle bells, jingle bells, Jingle all the way!
[C]O what fun it [G]is to ride
```

# LYRICS FORMAT CONVERTER

- <https://www.internetchorddatabase.com/Maint/LyricsFormatConverter.aspx>
- Converts lyrics between Standard Format and ICDb Format

**Lyrics Format Converter**

Input Lyrics: [\(lyrics formating help\)](#)

Output Lyrics:

- This conversation can also be done on the Edit Arrangement page

Home Songs Set Lists Chord Charts Reference Education Help Contact M

**Edit Lyrics for *Two of Us (v1)* - (Formatting Help) (Riff Help)**

Capo at this fret: No Capo ▾

Chord Shape Key: ~Intro

Riffs in ICDb Format: [\(riff formating help\)](#)

~Intro Riff  
>1:7.2:-.3:-.4:-.5:16.6:-.7:-.8:-.9:7.10:-.11:-.12:-.13:16.14:-.1

Lyrics: [\(lyrics formating help, lyrics converter\)](#)

~Intro

# RIFF CREATION HELP

- <https://www.internetchorddatabase.com/RiffHelper.aspx>
- This tool allows you to convert riffs written in standard text format into an ICDb specific format
- ICDb format allows for the transposition from one key to another

Home Songs Set Lists Chord Charts Reference Education Help Contact My Dashboard

## Standard-to-ICDb Riff Converter

This tool allows you to convert riffs written in standard text format into an ICDb specific format that the database can store and use for rendering to any instrument using any tuning

**Example:**

```
A|-----0--2-3--|
E|-----0--1--3--|
C|---0--2-----|
G|-----|
```

→ >1:0.2:-.3:-.4:2.5:-.6:-.7:4.8:-.9:-.10:5.11:-.12:-.13:7.14:-.15:-.16:9.17:-.18:-.19:11.20:-.21:-.22:12<

1. Select Source Riff's Instrument & Tuning:  
Ukulele - Standard / C Tuning [G,C,E,A]

2. Select Riff's Key:  
 A Major  A Minor  
 A $\flat$  Major  A $\sharp$  Minor  
 B Major  A $\flat$  Minor  
 B $\flat$  Major  B Minor  
 C Major  B $\flat$  Minor

### How to use the Riff Helper

The Riff Helper allows you to convert *Standard Riffs* to the format needed to store them properly in to the ICDb

1. Select the Instrument/Tuning that the standard riff is representing
2. Select the Key that the riff is played in
3. Select the capoed fret (if any)
4. Enter the standard riff





**QUESTIONS?**

